



## CONTERA PARK TEPLICE

---

### PARK ADDRESS

Eduarda Poppera 682  
417 42 Krupka  
Czech Republic  
50.668187N, 13.867270E



CONTERA



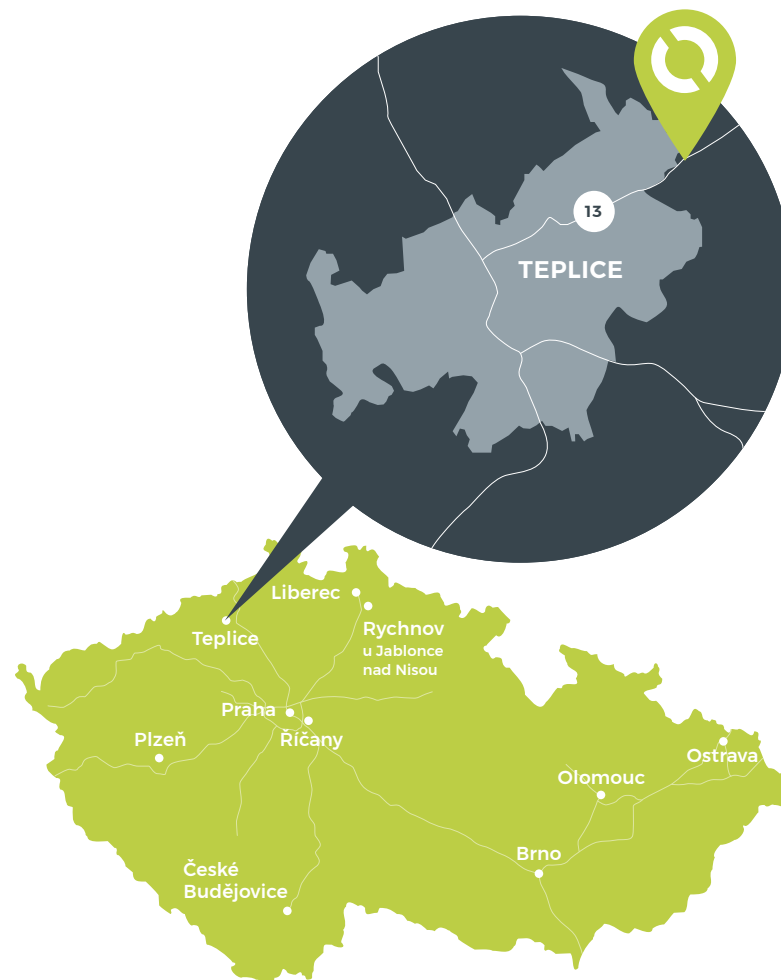
## CONTERA PARK TEPLICE

Contera Park Teplice is a modern industrial park in the Ústecký region, in the North Bohemia, approx. 100 km north-west of Prague.

The park is divided into two locations approx. 2 km from each other. The first part consists in two buildings and the second part in one single unit.

The properties are A-Class standard used for warehousing and light production purposes. Building T1 was built in 2011 and building T2 in two phases in 2014 and 2016. The most recent addition is building T4, completed in 2018.

Located close to the city center of Teplice, the park offers a unique business environment with public transportation on-site and a shopping center located next door.



**Ústí nad Labem** ..... 19 km

**Most** ..... 32 km

**Chomutov** ..... 52 km

**Dresden** ..... 65 km

**Prague** ..... 93 km

|   |        |   |        |   |        |
|---|--------|---|--------|---|--------|
|  | 8 km   |  | 300 m  |  | 3 km   |
|  | 103 km |  | 4 km   |  | 1,2 km |
|  | 1,5 km |  | 6,4 km |  | 1,2 km |



# DEVELOPMENT CONCEPT

---

TOTAL LETTABLE AREA

46 158 sqm

EXPANSION POTENTIAL

6 833 sqm

Building T1

12 945 sqm

Building T1

1 958 sqm

Building T2

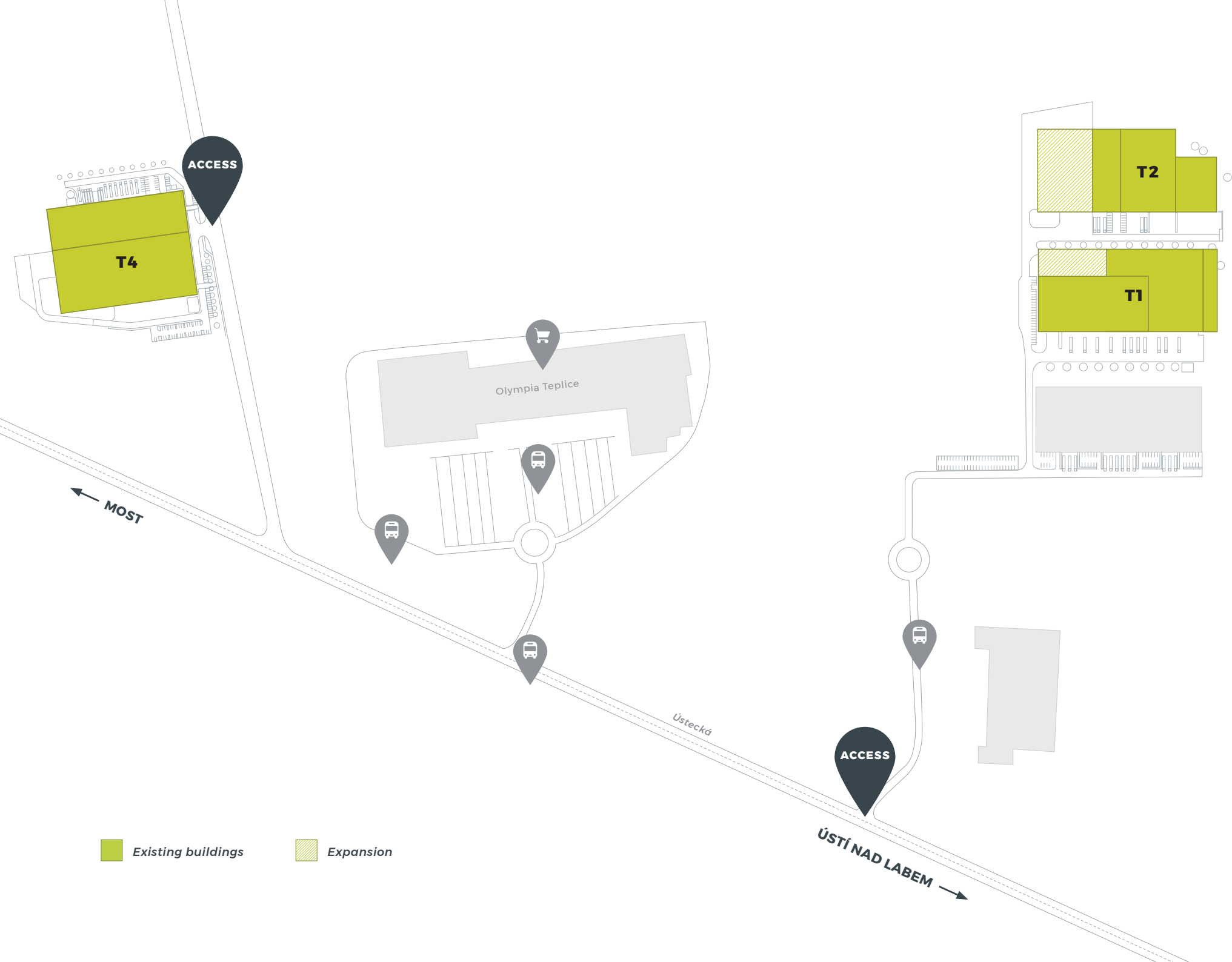
10 999 sqm

Building T2

4 875 sqm

Building T4

22 214 sqm

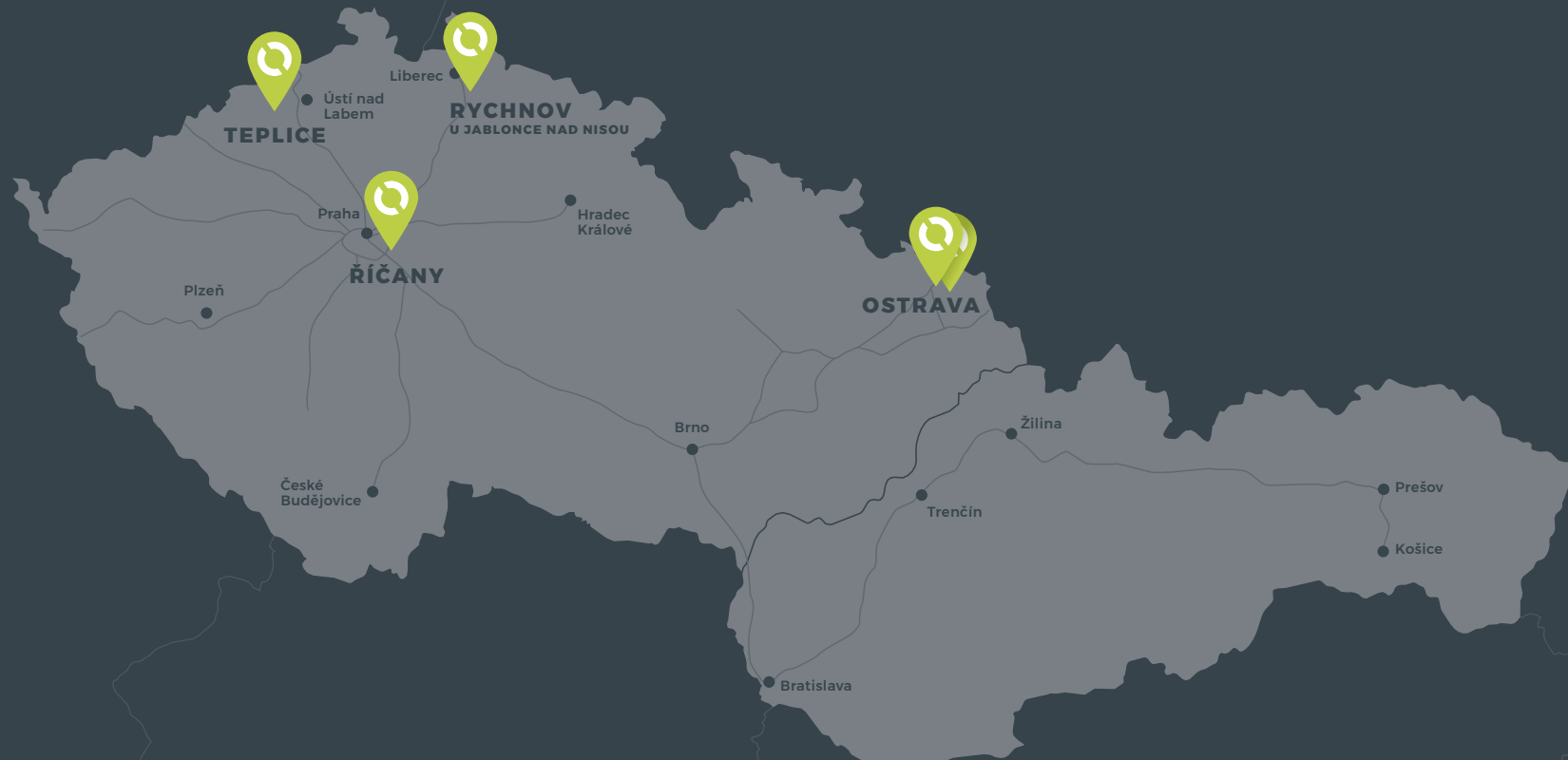




# TENANTS' PROFILES

---





# CONTERA

## CONTACT

**Laurent Jechoux**

Business Director

E: [laurent.jechoux@contera.cz](mailto:laurent.jechoux@contera.cz)

M: +420 724 852 820

**Lucie Havlíčková**

Leasing Manager

E: [lucie.havlickova@contera.cz](mailto:lucie.havlickova@contera.cz)

M: +420 777 482 071



- STRATEGIC PARTNER -